

# Nut Allergies



Does your child have one?

YES - 92.8% NO - 7.2%

## TREE NUTS



**Tree Nuts 8.4% Peanuts 21.9% Both 69.7%**

HOW MUCH IS YOUR CHILD'S QUALITY OF LIFE BEING IMPACTED BY THEIR NUT ALLERGY?

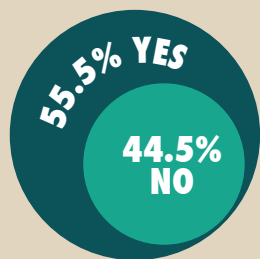
5.3%  
Not At All

28.4%  
A Little

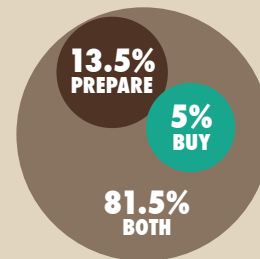
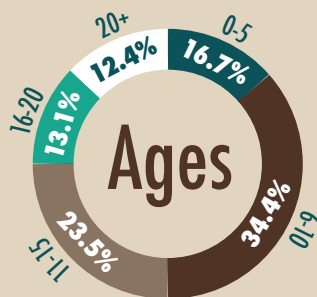
39.7%  
Somewhat

26.6%  
A Great Deal

IS IT HARD TO FIND FOOD THAT IS SAFE FOR YOUR CHILD?



DO YOU PREPARE NUT-FREE FOOD OR BUY READY-MADE?



IS THERE ENOUGH PUBLIC AWARENESS IN SCHOOLS AND RESTAURANTS ABOUT NUT ALLERGIES?

12.4% YES



87.6% NO

ARE PARENTS, TEACHERS AND SCHOOL OFFICIALS UNDERSTANDING ABOUT NUT ALLERGIES?

5%

32.6%

51.7%

10.7%

Not At All

A Little

Somewhat

A Great Deal



Vermont Nut Free Chocolates Nut Allergy Survey was conducted online in January 2013 by SurveyMonkey, with a total of 1530 Vermont Nut Free Chocolate customer base participants.

